


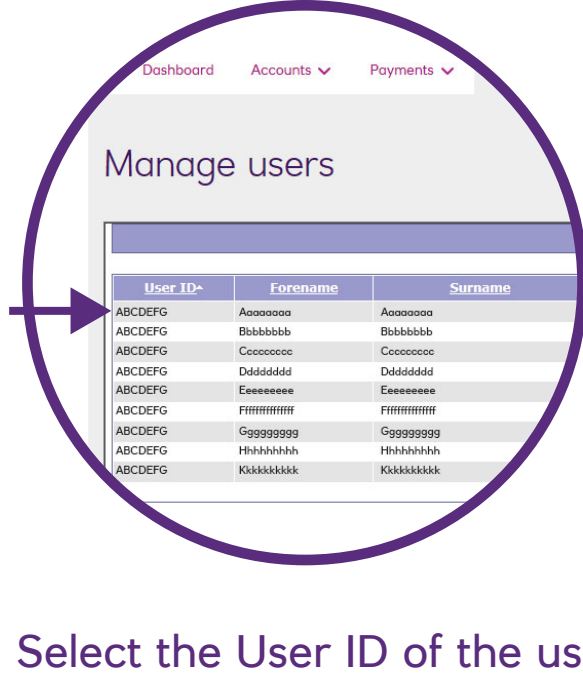


# Show me how to change Bankline Mobile privilege

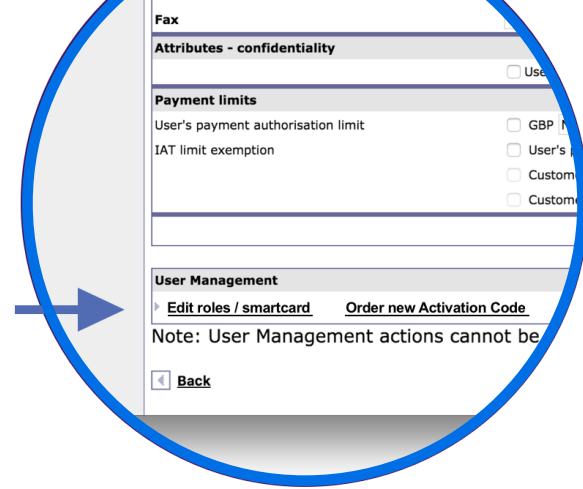
Access to the Bankline Mobile app must be managed by your Bankline administrator. To change Bankline Mobile privileges follow these steps:




- A** As an administrator, navigate to the 'Admin' navigation item and click 'Manage users'.




- B** Select the User ID of the user who requires mobile privileges.



- C** Click 'Edit roles / smartcard' located at the bottom of the users details (under the heading 'User management'.)



- D** Simply add a check mark next to the Bankline Mobile User role to turn it on. Removing the check mark will turn it off for this user.



- E** Click 'Continue' and then 'Confirm changes' to apply these new settings.

**i** If you have dual administration settings switched on, then a second administrator will need to accept this change.