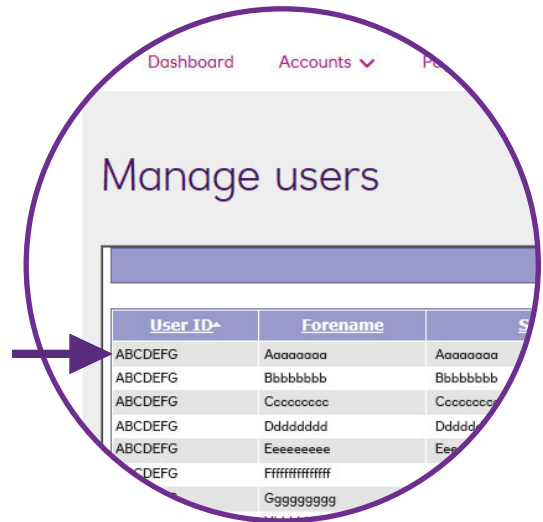


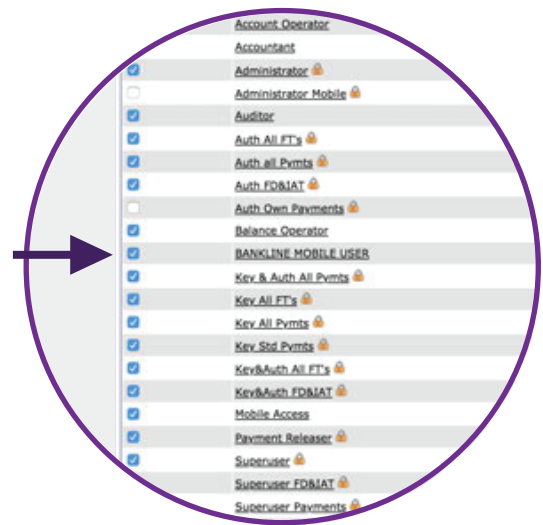
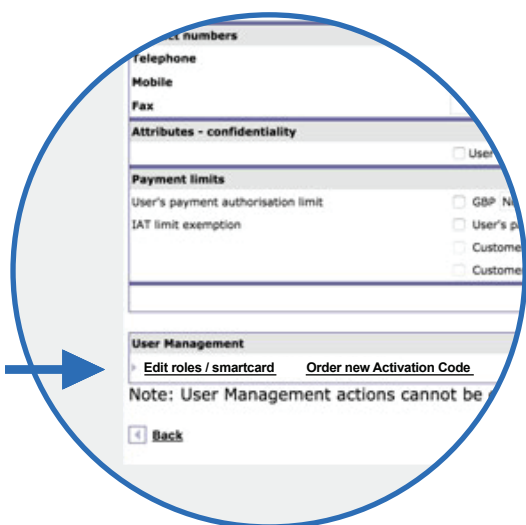
Show me how to change Bankline Mobile privileges

Access to the Bankline Mobile app must be managed by your Bankline **administrator**. To change Bankline Mobile privileges follow these steps:



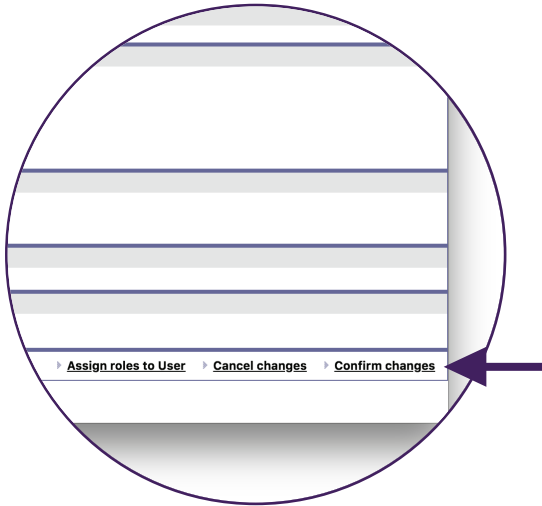
A As an administrator, navigate to the 'Admin' navigation item and click 'Manage users'.

B Select the User ID of the user who requires mobile privileges.



C Click 'Edit roles / smartcard' located at the bottom of the users details (under the heading 'User management').

D Simply add a check mark next to the Bankline Mobile User role to turn it on. Removing the check mark will turn it off for this user.



E Click 'Continue' and then 'Confirm changes' to apply these new settings.

i If you have dual administration settings switched on, then a second administrator will need to accept this change.

TOMORROW BEGINS TODAY



Royal Bank
of Scotland